

KartSport New Zealand Flags and Their Applications.

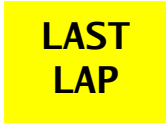
New Flags or Flag Rules 2009




Green Flag, National Flag or coloured Light: Either one may be used to signify the start of a race. Where the light is used, the race has started when the light/s have been extinguished.



Red Flag: Immediately cease racing. Proceed slowly and with caution to the start line or obey Clerk of the Course's instruction and be prepared to stop should the track be blocked. The red flag is only to be used by the Clerk of the Course or under his/her instructions. Any driver(s) found to be the cause of the Red Flag being displayed at any time after leaving the dummy grid may be penalised. When a race stoppage occurs due to a competitor being injured, he/she must stand down for at least 15 minutes and may only participate in following races after being cleared by a suitable qualified medical person.



Last Lap Board: Kart is entering final lap.



Black Flag: Shown to a particular driver by the Clerk of the Course indicates that driver is to cease racing, reduce speed and return to the pits immediately. Driver to report to the Clerk of the Course within 15 minutes after the race. The flag will be displayed to the competitor concerned near or at the finish line together with a panel/board displaying his/her number. The use of the flag will be restricted to the following circumstances:

- The competitor in the opinion of the Clerk of the Course, is being a danger to him/her self and/or other competitors.
- Failure to respect – black flag with orange disk, green flag with yellow chevron, blue with red diagonal and chequered flag.




Yellow Flag: Caution – reduce speed. Maintain position until an operational flag point that is not displaying a Yellow Flag or Yellow Light has been passed. To assist following competitors, providing it can be done safely, a competitor should raise one arm to indicate that he/she is slowing for the Yellow Flag or Yellow Light. A waved Yellow Flag or flashing Yellow Light – extreme caution, be prepared to stop.



Black and White Flag divided diagonally: Shown to a particular driver by the Clerk of the Course or under his/her instructions indicates that a severe warning is being given, and may mean disqualification. Take heed. Driver to report to the Clerk of the Course within 15 minutes after the race. This flag will be displayed to the competitor concerned together with a panel/board displaying his/her number.



Blue Flag: Another competitor is about to lap you. You must hold your course and must allow him/her to pass.



Chequered Flag: Signifies the end of a race. The chequered flag will be shown to all karts irrespective of their number of laps completed, once the lead kart has completed all laps and crossed the finish line. Placings will be awarded on the finish order and the number of laps completed.



Black Flag with Orange Disk: Kart is considered unsafe. When shown to a particular driver by the Clerk of the Course or under his/her instructions, indicates that the driver must cease racing, reduce speed and return to the pits immediately. This flag will be displayed to the competitor concerned together with a panel/board displaying his/her number.



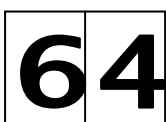
Green Flag with Yellow Chevron: Reform Flag. Field is required to reform and present itself to the starter for a restart. Shown by the Clerk of the Course or under his/her instructions by other officials.



Red Flag with Yellow Lines (Vertical): Informs the drivers that the conditions of adhesion of the track surface have suddenly deteriorated in the area beyond the flag. The flag is most frequently used to signal that oil has been dropped on the track, but it can also be used to inform drivers of either a pool of water large enough to cause aquaplaning, or due to a local shower drivers are about to pass from a dry to slippery surface. The flag shall be displayed for four laps or until the surface returns to normal.



Blue and Red Double Diagonal Flag: This flag will be displayed to the competitor concerned together with a panel/board displaying his/her number only by the Clerk of the Course. The driver concerned must cease racing, reduce speed and return to the pits immediately before being lapped or also when he/she has been lapped. This flag may only be used if it is provided for in the Supplementary Rules.



Race Officials Panel Board.